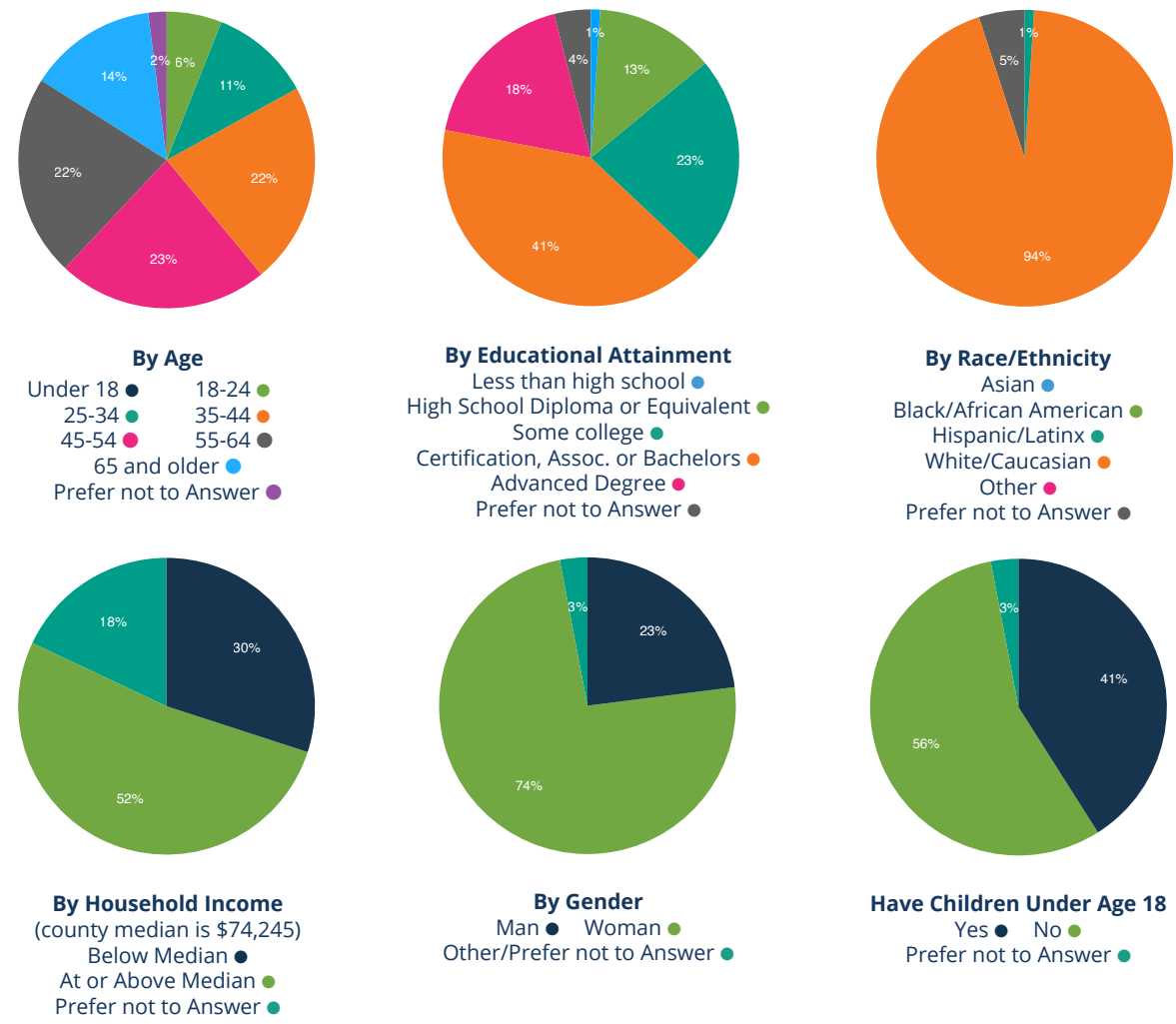




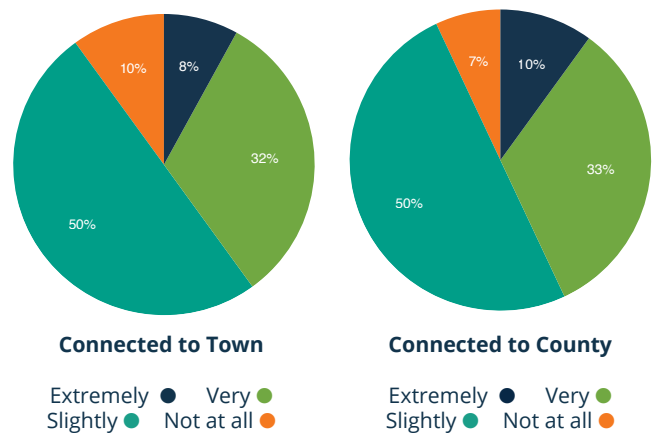
# North West Hendricks Survey Respondents Demographics



\*Percentages add up to more than 100% due to rounding or allowing for multiple responses.

## Are People Connected to the Community?

We asked how connected respondents felt to Avon and Hendricks County as a whole. Only 40 percent overall indicated they felt very or extremely connected to both.



# 2019 Hendricks County Community Needs Assessment

## NORTH WEST HENDRICKS DATA SUPPLEMENT



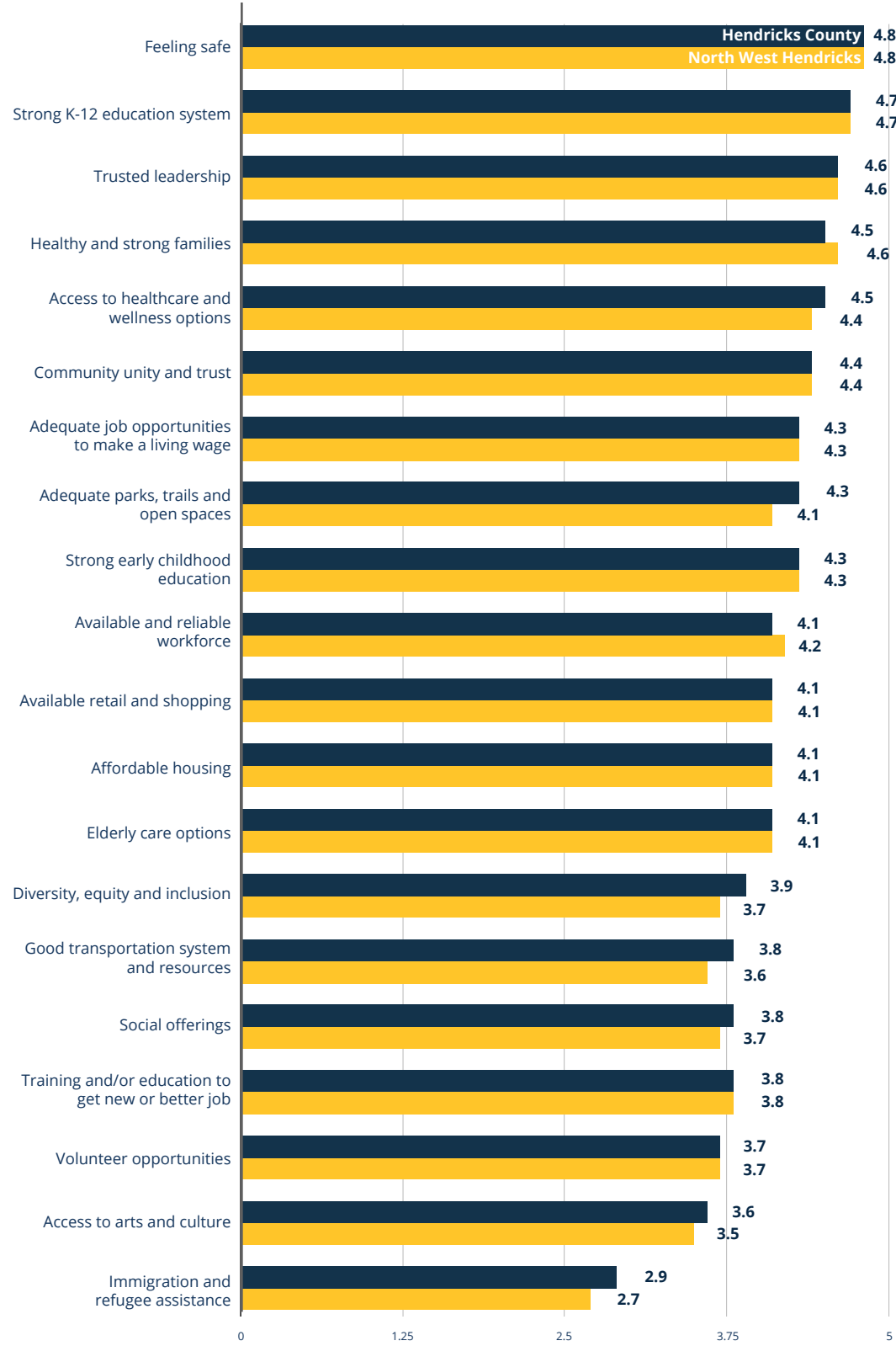
## Assessment Methodology

The data presented in this supplement was provided by the Hendricks County Community Foundation as a subset of data collected for their 2019 Hendricks County Community Needs Assessment. The Needs Assessment was distributed widely throughout Hendricks County (Indiana) with over 3,000 completed surveys.

In 2019, the population of North West Hendricks was estimated as 10,473 (U.S. Census). For this supplement, 387 surveys were received from North West Hendricks residents resulting in a confidence level of 95% with a 5% margin of error for the data reflecting the views of North West Hendricks residents as a whole. Demographics of the survey respondents can be found on the last page.

# Community Assets

Ranked by weighted average on a 5-point scale.



%*	%*
97.9%	97.9%
93.5%	94.3%
94.6%	95.9%
93.3%	94.3%
93.1%	92.5%
89.8%	88.9%
86.3%	85.3%
86.7%	79.6%
82.5%	82.2%
82.4%	82.4%
82.0%	79.1%
78.6%	77.8%
77.9%	80.9%
68.7%	61.8%
65.7%	55.0%
67.6%	63.6%
64.5%	64.3%
64.1%	59.4%
58.8%	51.9%
31.5%	22.5%

\*Percentage of respondents who ranked the asset as important or very important.

# Community Issues and Needs

